



2014 MITSUBISHI OUTLANDER 2.3D XLS




Purchase Price **\$11,990**
Includes GST, Registration & Licensing

Indicative repayments
\$79.25 per week*
Based on a 48 month term & no deposit.
Total repayments (208) = **\$16,483.09**



Gain peace of mind with Mechanical Breakdown Insurance. **Ask us how.**



Top features

- » 4WD
- » ABS Braking
- » Air Conditioning
- » Car Alarm
- » Car Stereo
- » Central Locking
- » Cruise Control
- » Dual Front Airbags
- » Electric Mirrors
- » Electric Windows
- » Fog Lights
- » Immobiliser
- » Power Steering
- » Rear Wiper
- » Remote Locking
- » Roof Rails
- » Side Airbags
- » Tinted Windows

Body Style
5 door, STATION WAGON

Odometer
135,079 km

Engine
2268 cc

Fuel Type
Diesel

Transmission
CVT

Wheels
18", Factory Alloys

VIN
JMFXMLG6WEZ001513

Interior
-

Safety



Based on 2025 UCSR rating for 12-21 models

Reg No.
HMM388

Ext Colour
RED

History
NZ New, 1 owner

Seats
7 seats

CO2 Emissions
★ ★ ★ ★ ☆ ☆
192 grams/km

Energy Economy
★ ★ ☆ ☆ ☆ ☆

Annual fuel cost of \$3,080
7.2L per 100km

Cost per year is an estimate based on diesel price of \$2.00 per litre and an average distance of 14000 km. Includes Road User Charges (RUC). Emissions and Energy Economy figures standardised to 3P WLTP.

Stock ID: 14225



Mainly Cars | Phone 06 356 4642 | Email office@mainlycars.co.nz
127 Grey Street, Palmerston North 4410, New Zealand
www.mainlycars.kiwi

* Mainly Cars is not a lender nor a financial adviser. Any amounts displayed should not be seen as an offer of finance or taken as financial advice. The interest rate, fees and loan term used in this calculation may not actually represent those available from lenders. Actual interest rates, fees and loan terms will vary per lender and are typically based on an assessment of your credit risk and responsible lending criteria. Any repayment amounts displayed are indicative only and have been calculated using several other indicative inputs. The interest rate used in this calculation is an arbitrary 13.95%, however exact interest rates vary per lender. The term of the loan used in this calculation is 48 months. Exact terms available vary per lender although options typically include 6, 12, 18, 24, 36, 48 and 60 months. This calculation also includes two typical mandatory fees charged by lenders. These are an account admin fee of \$8.00 per month (other payment frequencies may be available) and a one-off establishment fee of \$295.00. Typically, this fee can be paid upfront or, as in this calculation, be capitalised over the contract term, ie. included in the loan amount. These fees can vary per lender and other non-mandatory fees and charges may also apply. The total amount of repayments has been calculated by multiplying 208 weekly repayments (based on a 48 month term) by the weekly repayment amount of \$79.25 which equals \$16,483.09. This calculator does not consider any of your own personal circumstances and we strongly suggest you seek budgeting advice prior to committing to any loan contract. Responsible lending criteria and lender terms and conditions will likely apply to any finalised loan contract. Proof of security and/or vehicle insurance may also be required before proceeding.